



Capacity for Rail

***Towards an affordable, resilient, innovative
and high-capacity European Railway
System for 2030/2050***

Set up of private and public
website

Submission date: 23/01/2014

Deliverable 61.1

*This project has received funding
from the European Union's
Seventh Framework Programme
for research, technological
development and demonstration
under grant agreement n° 605650*



Collaborative project SCP3-GA-2013-60560
Increased Capacity 4 Rail networks through
enhanced infrastructure and optimised operations
FP7-SST-2013-RTD-1

Lead contractor for this deliverable:

- UIC

Project coordinator

- UIC

Table of contents

- Table of contents 3
- List of acronyms 4
- List of figures 5
- 1. Introduction..... 6
- 2. Project website – Public area 7
- 3. Content administration functionalities of the C4R Public website 12
- 4. Members area: Description of the C4R workspace 14
 - 1. Directory Section: 15
 - 2. Documents Section: 16
 - 3. Calendar 19
 - 4. Other features of the C4R Members area 20
 - 5. Access Rights..... 20
 - 6. How to register for the C4R Members area:..... 24

List of acronyms

C4R	Capacity4Rail

List of figures

Figure 1: Homepage of the C4R public website 8

Figure 2: “About” Page..... 9

Figure 3: Participants page..... 10

Figure 4: Contact page: Online contact form 11

Figure 5: Public website content administration area: Page management 12

Figure 6: Administration Area: Content Management tool 13

Figure 8: C4R Members’ Area homepage 15

Figure 9: Members’ Area *Documents* section 16

Figure 10: Example of an SP’s Folder Content 16

Figure 11: Members area Calendar..... 19

Figure 12: Members News and Forum functionalities 20

1. Introduction

Deliverable 61.1 “Setup of a private and public website” reports on the structure and utilization of the project website.

Chapter 2 focuses on the project website public area available at <http://www.capacity4rail.eu> as well as on the content administration functionalities of the public area; while Chapter 3 focuses on the key functionalities of the project’s Members area available at <http://www.capacity4raileu/> via the tab ‘Members area’.

Chapter 4 gives a short user guide on how to access the Members area.

2. Project website – Public area

The project website (<http://www.capacity4rail.eu>) has been launched at the Capacity4Rail (hereafter referred to as C4R) project kick-off on October 16th, 2013. It is the instrument used across the project for storing and exchanging information among partners and disseminating project activities to a vast audience. The website is organised in a public area and a private part (Extranet): the private part is accessible only to registered users.

The project website will be updated whenever needed. The Project Office and the Coordinator will however ensure that a control update is organized every six months. This deliverable can only report on the status of the website at the beginning of the project. It will be updated if significant changes are made to the structure of the public or internal part.

At this stage, the website contains the following pages:

- News (see Figure 1): the "News" page is the home page of the web site. It provides information on past and upcoming events such as project meetings, participation in international conferences, etc. It is updated whenever necessary.
- About (see Figure 2): the "About" Page give the visitor an overview of the project aims, objectives and work plan.
- Participants (see Figure 3): this page displays the list of all 46 partner companies. Access to the partners websites is allowed by clicking on their respective logos
- Publications: Press releases, publications and links to editors websites will be available on the "Publications" page.
- Public deliverables: Deliverables available for downloading.
- Contact (see Figure 4)
- Members area (see Figure 5): The Members area page is the only access to the private website.



FIGURE 1: HOMEPAGE OF THE C4R PUBLIC WEBSITE

C4R
Capacity for Rail

About

Presentation of the project

CAPACITY4RAIL aims at paving the way for the future railway system, delivering coherent, demonstrated, innovative and sustainable solutions for:

- **Track design:** transversal approach for infrastructure solutions for conventional mixed traffic and very high speed, integrated monitoring and power supply, reduced maintenance, new concept for highly reliable switches and crossings.
- **Freight:** longer trains, lower tare loads, automatic coupling, enhanced braking, modern, automated, intelligent, fully integrated system for efficient, reliable and profitable freight operations
- **Operation and capacity:** traffic capacity computation for freight and passenger, models and simulators for planners: capacity generation, traffic flow, resilience to perturbations, ability to recover from disturbance, computerised real time information to customers and operators at any time
- **Advanced monitoring:** Integration of Advanced Monitoring Technologies in the design and building process, for a easier-to-monitor (self monitoring) infrastructure with low cost and low impact inspection

The full sustainability of the developed solutions and innovations will be assessed and scenarios for a smooth migration of the system from its current to its future state will be evaluated.

What kind of impact on the railway system?

Paving the way for the specification of future railway technologies and systems, and bringing together the major stakeholders of industry, infrastructure managers, railway undertakers, engineering and academic sciences, CAPACIT4RAIL is also an invaluable preparation for the future European Joint Technology Initiative. With a comprehensive system vision, it will contribute to the development of guidance documents identifying further actions to be undertaken and the future technologies and systems to be developed. It will demonstrate that step change in railway infrastructure and operations may be achieved within the constraints of the need to maintain railway services while the work is being performed.

Project co-funded by the European Commission
 SEVENTH FRAMEWORK PROGRAMME

[Print Friendly](#)

FIGURE 2: “ABOUT” PAGE

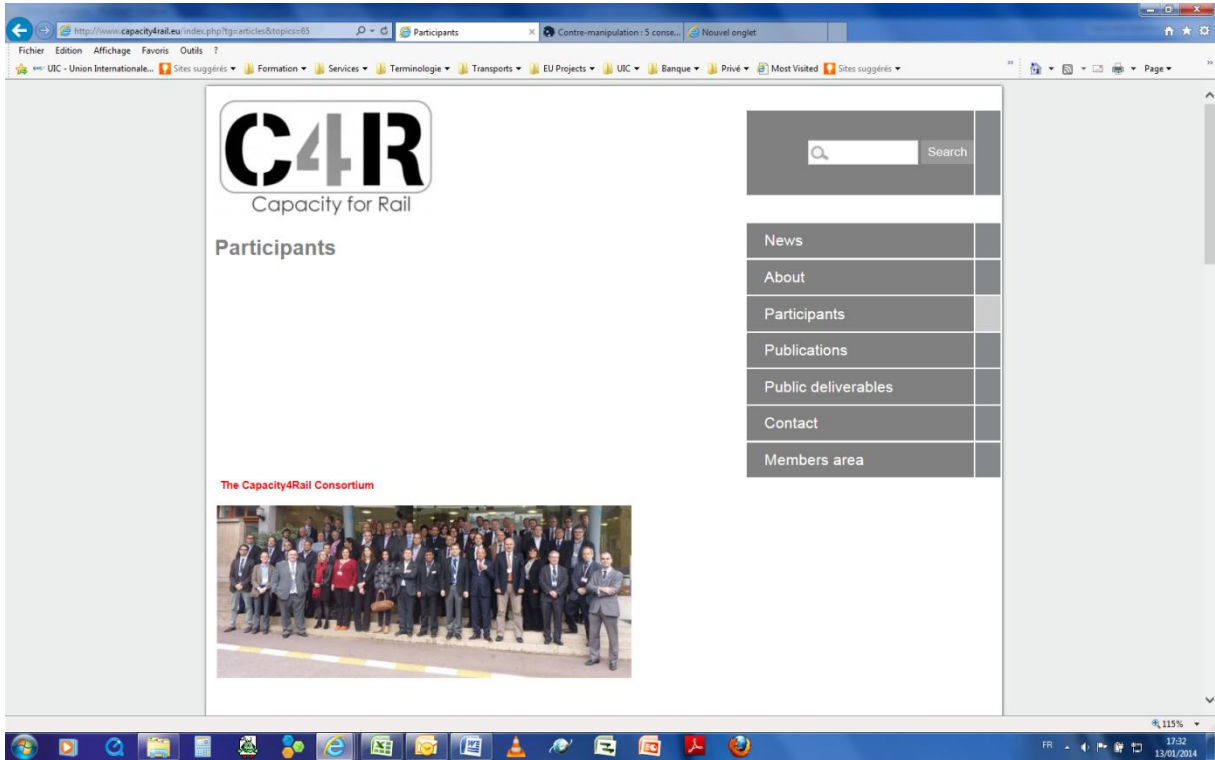


FIGURE 3: PARTICIPANTS PAGE

The image shows a web browser window displaying the 'Capacity for Rail' contact form. The logo 'C4R Capacity for Rail' is in the top left. A search bar is in the top right. The form fields include: 'Subject: *' (text input), 'Content: *' (text area), 'My email address: *' (text input with a checkmark icon), a security code field with a 'Copy the security code' link and a captcha image showing 'A Q b 4', and a 'Send' button. A vertical navigation menu on the right contains links for News, About, Participants, Publications, Public deliverables, Contact, and Members area. The Windows taskbar is visible at the bottom.

FIGURE 4: CONTACT PAGE: ONLINE CONTACT FORM

3. Content administration functionalities of the C4R Public website

The key features of the C4R public website content management are the following:

- A comprehensive and user-friendly content management tool (Ovidentia) that allows authorised users to create/delete/modify content on the site in just a few clicks.
- A Search engine

Below (Figure 5) is a screenshot of the content administration area of the public website.

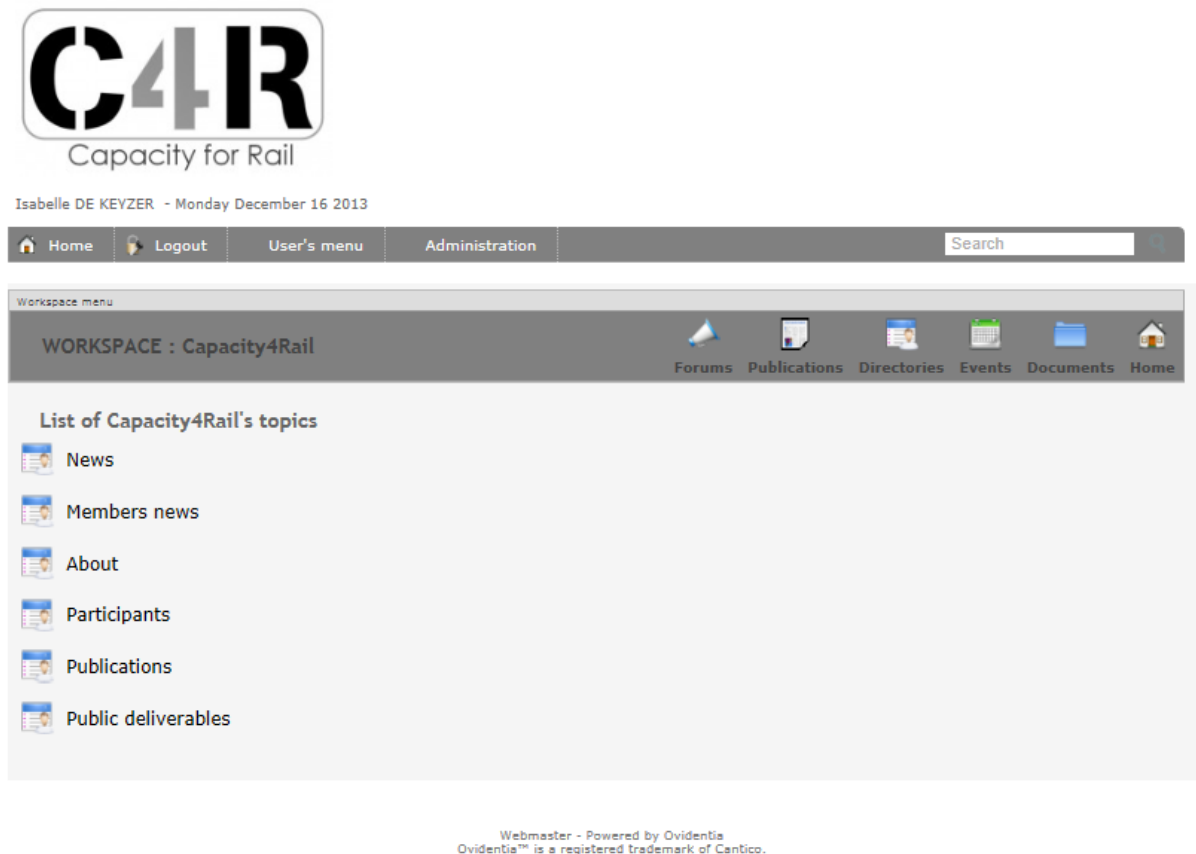


FIGURE 5: PUBLIC WEBSITE CONTENT ADMINISTRATION AREA: PAGE MANAGEMENT

Figure 6 shows the content management tool of the public website enabling to keep the public webpage content up to date.



FIGURE 6: ADMINISTRATION AREA: CONTENT MANAGEMENT TOOL

4. Members area: Description of the C4R workspace

This chapter provides a description of the C4R Members area. Based on and working as the UIC Extranet knowledge sharing tool, this workspace is equally used to store and share project documents.

This workspace, only accessible via the tab “Members area” of the public website <http://www.capacity4rail.eu/>, is a strictly private area where documents, information and any type of materials can be uploaded according to defined access rights provided by the administrators.

This workspace is in continuous evolution and will be continually updated in order to keep track of the project activities and timeline.

The following features are part of the member’s area:

- File manager
- Calendar and events
- Directories
- Publication
- Forums
- User groups and access rights management
- Statistics

Once logged in, three main sections are available to the administrator: Documents, Administration, Meeting and Events, and Directories.

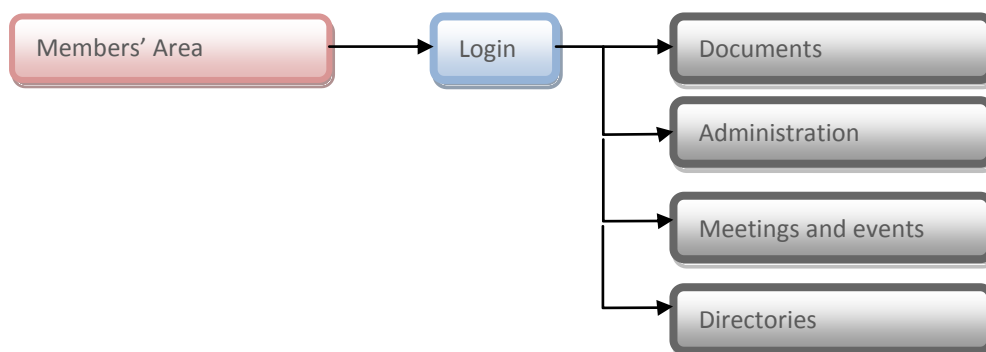


FIGURE 7: MEMBERS' AREA STRUCTURE



FIGURE 8: C4R MEMBERS' AREA HOMEPAGE

1. DIRECTORY SECTION:

Important:

The contact data stored in the C4R directories are the reference forming the base upon which the contact lists are generated to be used for the communication between partners.

Therefore each registered C4R user is responsible for keeping their contact details up to date because the Directories are used as reference for the contact lists of the project.

2. DOCUMENTS SECTION:

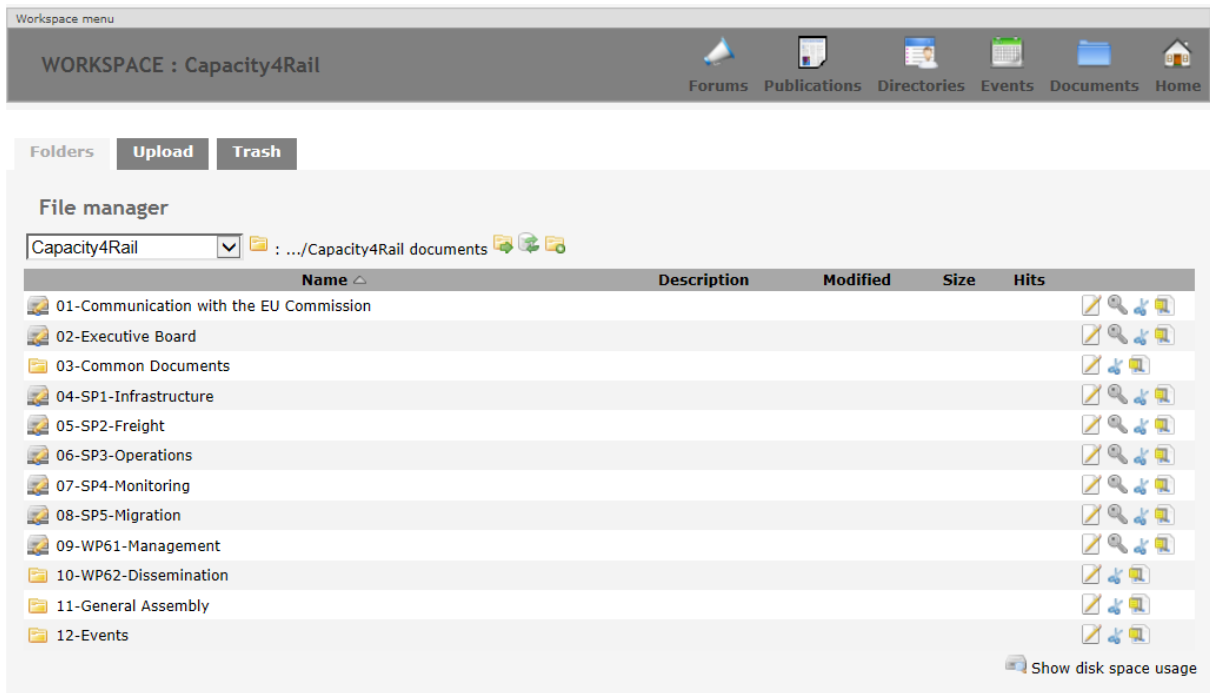


FIGURE 9: MEMBERS' AREA DOCUMENTS SECTION

In the Document section, each Subproject (SP) folders include subfolders related to Deliverables, Progress Reports, Meetings, and Working Documents.

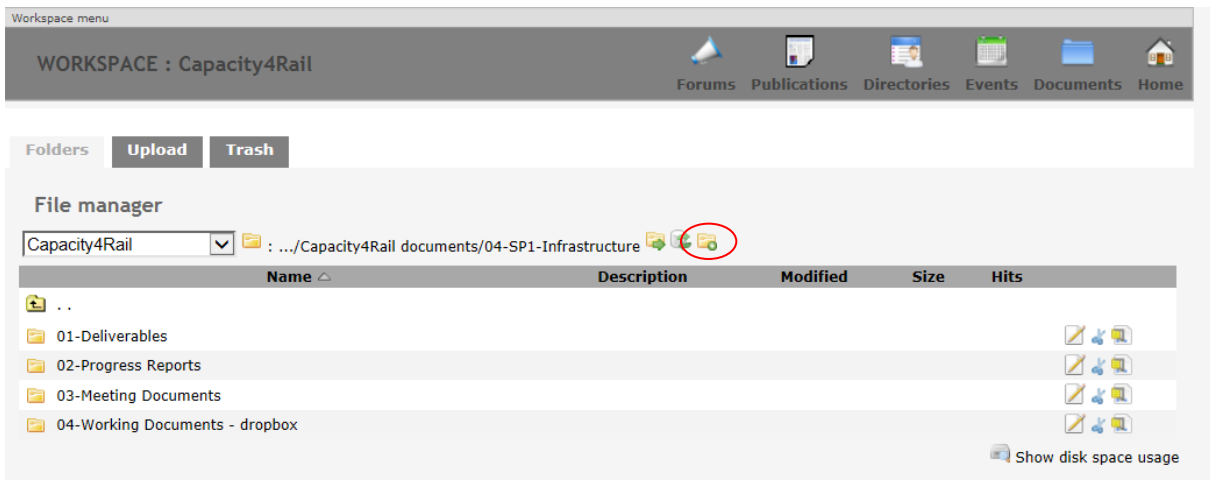


FIGURE 10: EXAMPLE OF AN SP'S FOLDER CONTENT

Folders

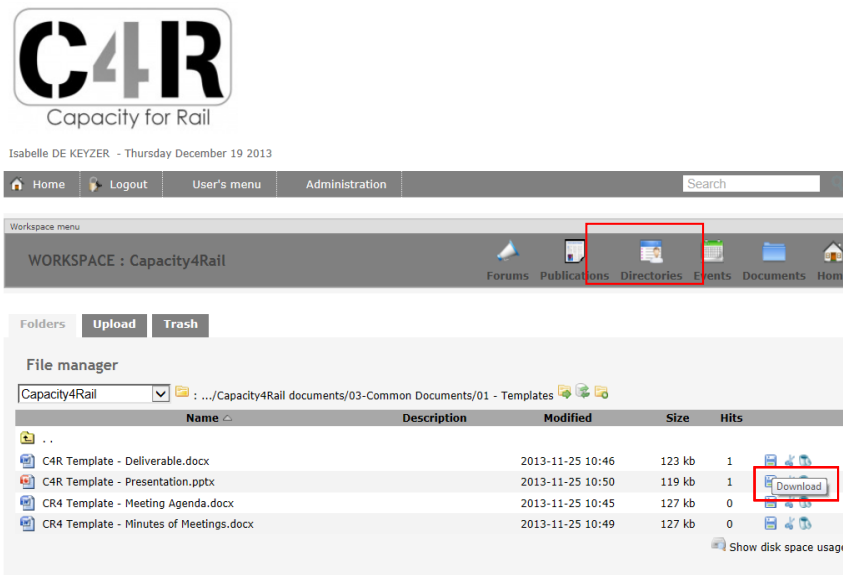
In the Document section, each Subproject (SP) folders include subfolders used as file repositories for Deliverables, Progress Reports, Meetings, and Working Documents.

Create a folder

The folders can be subdivided into (sub-) subfolders containing documents related to particular meetings, tasks or deliverables. It means that the SP Leader who has the Editing rights for their specific SP folder can create new folders there by using the icon highlighted in figure 10.

Download documents

This functionality is operated by clicking on the “floppy disk” icon as shown below



The screenshot displays the Capacity4Rail web interface. At the top, there is a logo for 'Capacity for Rail' and a navigation bar with links for Home, Logout, User's menu, and Administration. Below this is a workspace menu with icons for Forums, Publications, Directories, Events, Documents, and Home. The main content area shows a file manager interface with a table of files. The 'Upload' tab is highlighted. The table lists several files, and the 'Download' icon for the 'C4R Template - Presentation.pptx' file is highlighted with a red box.

Name	Description	Modified	Size	Hits
..				
C4R Template - Deliverable.docx		2013-11-25 10:46	123 kb	1
C4R Template - Presentation.pptx		2013-11-25 10:50	119 kb	1
CR4 Template - Meeting Agenda.docx		2013-11-25 10:45	127 kb	0
CR4 Template - Minutes of Meetings.docx		2013-11-25 10:49	127 kb	0

Upload documents

This functionality is only available to Administrators and Editors and is operated by clicking on the upload tab highlighted in the screenshot below.

The screenshot shows the Capacity4Rail web interface. At the top left is the logo for Capacity4Rail. Below it, the user is identified as Isabelle DE KEYZER on Thursday, December 19, 2013. A navigation bar includes links for Home, Logout, User's menu, and Administration, along with a search box. A workspace menu for 'Capacity4Rail' contains icons for Forums, Publications, Directories, Events, Documents, and Home. Below this, a 'Folders' section has 'Upload' and 'Trash' buttons, with 'Upload' highlighted by a red box. The 'File manager' section shows the current directory path: Capacity4Rail > .../Capacity4Rail documents/03-Common Documents/01 - Templates. A table lists the files in this directory:

Name	Description	Modified	Size	Hits
..				
C4R Template - Deliverable.docx		2013-11-25 10:46	123 kb	1
C4R Template - Presentation.pptx		2013-11-25 10:50	119 kb	1
CR4 Template - Meeting Agenda.docx		2013-11-25 10:45	127 kb	0
CR4 Template - Minutes of Meetings.docx		2013-11-25 10:49	127 kb	0

At the bottom right of the file manager, there is a 'Download' button and a 'Show disk space usage' link.

3. CALENDAR

This tool is used to convene meetings or plan project activities. The calendar opens by clicking on the “Events” tab as shown below

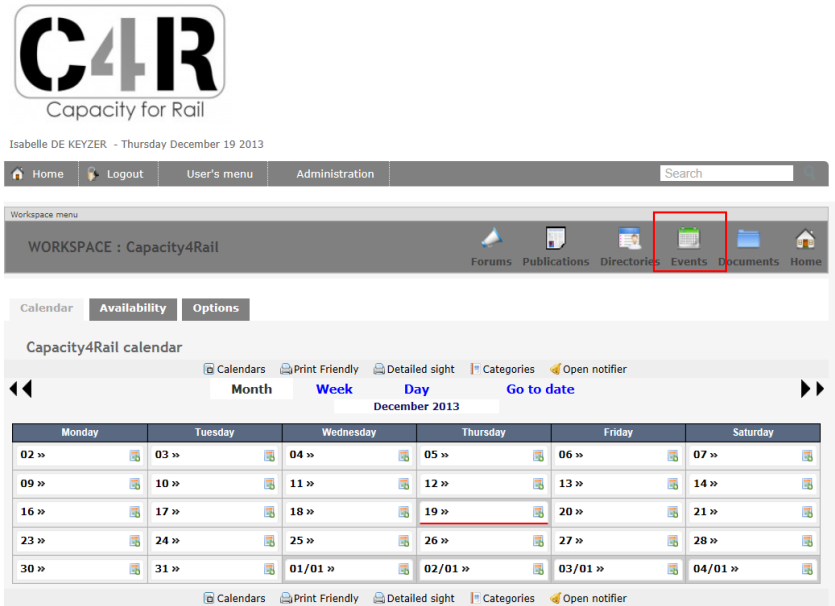


FIGURE 11: MEMBERS AREA CALENDAR

4. OTHER FEATURES OF THE C4R MEMBERS AREA

The Members area also features the following functionalities:

- A very powerful internal Search engine
- A Members News section: in this section members can submit news articles that will be made available the C4R Members only.
- Forums can be opened upon request.

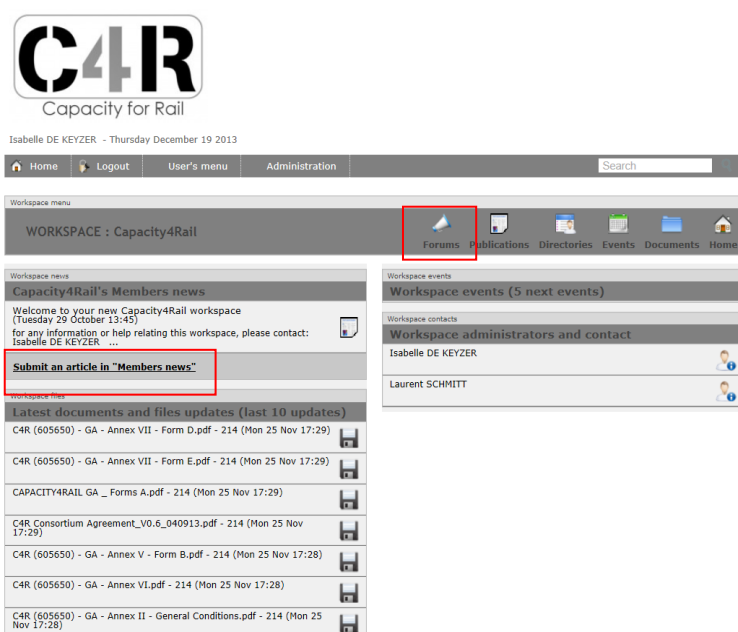


FIGURE 12: MEMBERS NEWS AND FORUM FUNCTIONALITIES

5. ACCESS RIGHTS

Responsibilities and access rights have been also discussed and defined in order to keep the C4R Members area updated and to allow each participants sharing and tracking the information of interest.

The access rights have been granted as follows:

- **A folder « *Communications with the European Commission* » containing final documents submitted to the European Commission (our “Safe”)**
 - Content: contracts, finalised deliverables, finalised progress reports.
 - Administration rights (creating and deleting subfolder): administrators
 - Upload rights: administrators
 - Download rights: administrators + C.E.

-
- **A folder « *Executive Board* » to which only the members of said Executive Board have access**
 - Internal structure to be defined
 - Contents: meetings of the EB, decisions,
 - Administration rights: administrators
 - Upload rights: administrators
 - Download rights: administrators + 9 members of the Executive Board.

 - **A folder « *Common documents* » containing documents to be used by all partners (DoW, Grant Agreement, notices...)**
 - Content: DoW, Grant Agreement, Consortium Agreement, guides et notices
 - Administration rights: administrators
 - Upload rights: administrators
 - Download rights: all partners

 - **Seven folders corresponding to the six sub-projects**
 - SP1 – Infrastructure
 - SP2 – Freight
 - SP3 – Operations
 - SP4 – Monitoring
 - SP5 – Migration
 - SP6/WP6.1 – Management
 - SP6/ WP6.2 Dissemination

Each of these folders is constituted without any possibility of change of the following subfolders:

Deliverables:

- Content: deliverables of the sub-project and related documents
- Administration rights: administrators + SP leader + WP leaders
- Upload rights: administrators + SP leader + WP leaders

- Download rights: all partners

Progress reports:

- Content: documents de progress reports
- Administration rights: administrators + SP leader + WP leaders
- Upload rights: administrators + SP leader + WP leaders
- Download rights: all partners

Meeting documents:

- Content: invitation, agenda, presentations, minutes, documents.
- Administration rights: administrators + SP leader + WP leaders
- Upload rights: all partners
- Download rights: all partners

Working documents - Drop box:

- All documents useful for the SPs
- Administration rights: administrators + SP leader + WP leaders
- Upload rights: all partners
- Download rights: all partners

Administrators Group:

- Laurent Schmitt: lschmitt@uic.org
- Aline WEGO: wego@uic.org
- Paul Crompton: pdc@arttic.be
- Herman Bertrand: hb@arttic.be
- Fabien Létourneaux: fletourneaux@systra.com
- Isabelle De Keyzer: dekeyzer@uic.org

SP leaders and WP leaders:

- Pierre-Etienne GAUTIER (SP1) - pegautier@systra.com
- Tomas Arvidsson (SP2) - tomas.arvidsson@trafikverket.se
- Meena DASIGI (SP3) - Meena.Dasigi@networkrail.co.uk
- Gunnar BAUMANN (SP4) - Gunnar.Baumann@bahn.de
- Burchard RIPKE (SP5) - Burchard.Ripke@bahn.de

- + WP leaders

Executive Board:

- Pierre-Etienne GAUTIER - pegautier@systra.com
- Tomas Arvidsson - tomas.arvidsson@trafikverket.se
- Meena DASIGI - Meena.Dasigi@networkrail.co.uk
- Gunnar BAUMANN - Gunnar.Baumann@bahn.de
- Burchard RIPKE - Burchard.Ripke@bahn.de
- Nicolas FURIO - Nicolas.FURIO@unife.org
- + 3 elected partners.

6. HOW TO REGISTER FOR THE C4R MEMBERS AREA:

This section provides additional information on how to access the public website and the private area of the C4R project:

If you are

- **A UIC Extranet registered user:** fill in the boxes with your Extranet login ID and password.
- **If you are NOT a UIC Extranet registered user:** please click on Register and fill in the registration form. Please take into consideration the explanations that pop up beneath each field, they will help you when filling in the form.

See screenshot below.

C4R
Capacity for Rail

[Login](#)
[Register](#)
[Lost Password](#)

Register

Your account will be activated only after validation

Login ID: *

Password: *

Retype Password: *

Last Name: *

Middle Name:

First Name: *

E-mail Address: *

Company: *

Business Country: *

I have read and accept the agreement ([Read](#)) *

Enter the letters in the image above:

Save the form and then specify in the message that will be sent to the C4R Workspace administrator which Subproject folders you need to access.

For any further information do not hesitate to contact the C4R Dissemination WP Leader (Isabelle De Keyzer, dekeyzer@uic.org), who is the Administrator of the C4R Members area.